


For Earth, For Life
Kubota

BF

**KUBOTA
BF3500 FLEXIWRAP SERIES**





**Fresh
thinking is
the answer
to today's
challenges.**



The challenges facing the agricultural sector are becoming increasingly bigger. And when times are tough, only one thing helps: a new way of thinking. Envisaging alternative options and making smart decisions. For your next tractor purchase, this means opting for efficiency instead of image. For a tractor that can do tough work with top performance whilst under constant strain. And all that at a reasonable price. A Kubota implement is exactly the right alternative at times like these.



#Highlights

BF3500: high output – high performance

The extensive knowledge from many years in the baler business have been incorporated into the BF3500 fixed chamber baler from Kubota. Unrivalled bale quality, superb output and outstanding reliability are key features provided by the fully optimised design.

Bale production on a high level

The production of high quality bales is key to efficient operation. Experienced baling professionals will appreciate the well-formed, dense bales. They don't just look good, but they are better to wrap, stack and transport, giving benefits all the way down the line, maximising forage quality and the feed value of valuable crops.



BF3500 series

Super wide 2.3m working width pick-up. New Super-Cut-15 chopping system for optimal cutting performance – excellent crop handling in all conditions.
Bale diameter 1.25m.

BF3500 FlexiWrap


The optimum solution for integrated baling and wrapping, ensuring fast and efficient one man operation. Available with ChopFeed 15 for perfect cutting quality.
Bale diameter 1.25m.







#Pick-up



Clean raking performance in all crops



High capacity pick-up

Assured handling of the widest swaths with BF3500's super wide 2.3m working width pick-up. Despite its class-leading working width, the transport width remains narrower than its rivals due to an innovative internal drive system – there's no need to remove or fold the guide wheels prior to road transport, making your life easier and reducing downtime.

The low profile reel effectively gets under the shortest crops, while five rows of closely spaced tines provide clean raking even in the toughest working conditions. Long tines in combination with new wider strippers allow for even more effective cleaning in wet conditions.



Hydraulic pick-up lift with integrated suspension system for accurate ground following.



Generous flotation tyres with simple height adjustment.



2.3m Pick-up.


2.3m extra wide pick-up

- Equipped with five tine bars with 34 tines per bar.
- Each tine bar is supported by four ball bearings along its length.
- Twin easy access cam tracks located at both ends of the pick-up.
- Large diameter roller crop press for increased intake speeds.
- Innovative inboard driveline design for reduced transport width.

Renowned reliability

While offering outstanding performance Kubota pick-up reels have a reputation for reliability. Compare the specification with competitors and the difference is clear to see: each tine bar is supported on multiple bearings, while the tine bars are operated by a cam track located at both ends of the pick-up.

In addition the entire pick-up driveline on BF3500 models is designed for further enhanced durability – a truly great combination that gets your crop off the ground with minimal maintenance during long working days.



Compact internal drive system

The BF3500 pick-up features a patented internal drive system. This offers multiple advantages compared to conventional systems:

- Overall width is reduced as the drive sprocket is contained within the guide flares, so pick-up wheels do not need to be removed for transport (although on board storage is also provided for those really tight spots).
- The twin cam tracks are located on the outside of the pick-up frame, allowing for easy access to both the cam itself and the cam follower bearings.
- The large diameter drive sprocket results in reduced wear potential compared to externally separated mounted sprockets.
- There is no 'dead area' at the outside of the pick-up to potentially restrict crop flow.



Hungry intake performance: superior capacity

Massive intake rotor diameter provides ensured capacity to cope with the toughest harvest conditions. Tines are arranged in a double helix which has been shown to reduce peak loads. The resulting boost in performance is especially useful when working in heavy first cut crops.



New PowerFeed rotor intake for ultimate capacity

The well-known PowerFeed gets its diameter increased for increased output. The PowerFeed handling both wet and dry crops in all conditions.



PowerFeed intake rotor.

Extra capacity in all crop conditions

Enjoy hassle-free blockage clearance with Kubota's patented parallelogram drop floor system. Its unique action gives increased clearance when lowered, not just at the rear like conventional drop floors, but also at the front, so you are quickly back baling again.

ChopFeed 15 chopping system for optimal cutting performance

ChopFeed 15 knife pre-chopping system provides higher efficiency and improved crop flow into the baler. Specially profiled knives have been developed to give a consistent chop length with a low power requirement.

With a chop length of 70mm, it is the ideal solution for producing tight, dense bales, which result in improved fermentation, with the further benefit of easier feeding out of bales and less wastage.

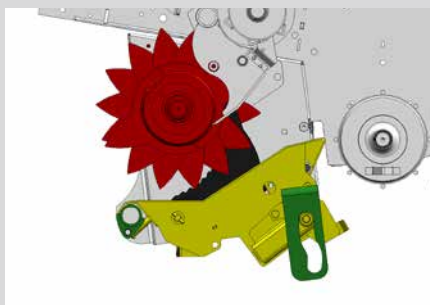
Individual knife protection

On the ChopFeed 15 each knife is individually spring protected against foreign obstacles, giving a higher level of protection than systems that protect only the complete knife bank. In the event of contact with an foreign object such as a stone, the knife will deflect it. When the obstacle has passed, the knife automatically resets. The possibility to work with or without knives can be selected from the comfort of the tractor seat, with the monitor showing the status of the knives at all times.

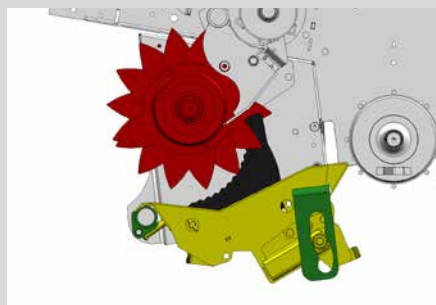
Parallelogram DropFloor system for faster unblocking

The PowerFeed and ChopFeed 15 intake systems are equipped with the super effective Kubota Parallelogram drop floor system, which brings faster and easier clearing of blockages. The system not only lowers the rear edge of the drop floor as per traditional systems, but also lowers the front section of the floor, where a blockage is more likely to occur.

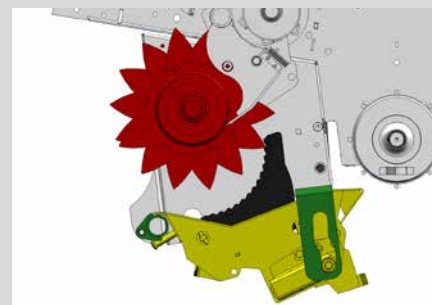
Easier removal of all blockage types = More productive time spent baling




Drop Floor in working position.



Drop Floor in mid position.



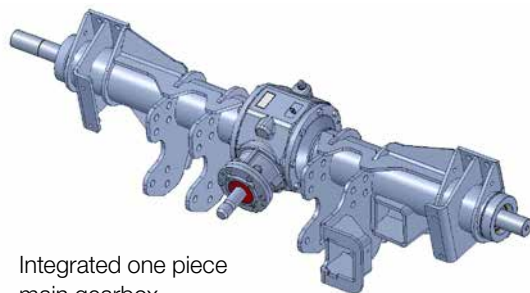
Drop Floor in fully lowered position.



All bale chamber drives are by heavy duty 1 1/4" pitch chain for a longer lifetime and reduced maintenance.

Rugged driveline concept: ultimate reliability

In today's busy world no-one can afford downtime. In a busy baling season timeliness is everything. To guarantee the lowest possible running costs, the Kubota engineering team came up with a simple yet rugged driveline for BF3500.



Integrated one piece main gearbox.

BF3500 – designed for the toughest conditions

From the one piece integrated main input gearbox, through to oversize drive sprockets and 50mm diameter roller bearings, everything is geared towards ultimate durability, driving down maintenance and operating costs.

High specification combined with simple maintenance

Time is money – and less time spent on daily maintenance means more time for baling. The intake rotor and all bale chamber drives are equipped with heavy duty 1¼" pitch chains.

Long-life 'HBC' rated chains are specified and are all equipped with a spring - loaded tensioner with handy gauge plate, allowing you to see at a glance if any adjustment is required. Joiner links on chains are also colour marked for easy identification at a later date.

Drive sprockets are attached by taper-lock bush, completely eliminating any possibility of wear compared to splined or keyway type fixings.

Steel hydraulic pipes for ultimate reliability

Every step has been taken to maximise reliability. Rubber hoses have been eliminated from the hydraulic system wherever possible and replaced with steel pipes for ultimate durability.

Integrated gearbox

BF3500 features a one-piece integrated input gearbox, which also incorporates drawbar and parking stand mountings. Drive to the rotor and bale chamber are split, balancing out torque loadings, while separate output shafts and bearings are eliminated. Perfect alignment and distribution of loads is guaranteed – your assurance of long term reliability.



1¼" High specification 'HBC' chains are utilised on all bale chamber and rotor drives.



Rigid steel pipes for hydraulic circuits.



Heavy duty bearings for extended service life

Bale chamber rollers are carried on 50mm diameter bearings at both ends. Over specified double row bearings are utilised on six main load points for maximum capacity and ensure long term reliability even when working in tough conditions.



Quality & reliability: reduced downtime

Experience and intuition built-in: Decades of experience designing machines to perform all over the world go into building every Kubota baler. As well as a focus on in-field performance, ease of maintenance and carrying out routine service tasks have been given a high priority.



Automatic chain lube for extended life

Keeping chains correctly lubricated is crucial for an extended lifetime. BF3500 is equipped with an automatic system supplying oil to each individual chain. The system is equipped with a generous six-litres capacity tank, while the quantity of oil delivered to each outlet can be individually fine tuned to vary the amount of oil provided. Each oil pipe is colour coded for simple identification.

Remote greasing facility for bale chamber and intake rotor bearings

Bearings are simply greased from four centralised grease banks. Sequential distribution ensures an equal quantity of grease is supplied to each bearing.



The optional bale ramp ensures the bale rolls clear of the tailgate to avoid having to reverse before discharging the completed bale.

Did you know?

Did you know that Kubota manufactures products in seven European countries? This proximity to the market is central to the company's philosophy. Each factory adheres to the same high Japanese quality standards, whether it is located in Germany, France, or Japan.



Large capacity chain lube tank.



Automatic chain lubrication with individually adjustable outlets.



Remote grease bank for bale chamber roller bearings.



Automatic chain lubrication is standard on BF3500.



#Density



PowerMax full roller bale chamber: multi-crop flexibility

Top Performance in all Conditions – BF3500 is the specialist baler for heavy silage conditions. The bale chamber is formed by 18 ribbed profile rollers which ensure maximum bale density and superb bale rotation in all conditions, while power requirement is also kept to a minimum for more efficient operation.



High density bale production with PowerMax full roller bale chamber



Full roller bale chamber for ultimate versatility

The PowerMax bale chamber incorporates 18 heavy duty rollers arranged in a perfect circle for maximum bale rotation capability in all conditions. This is the ideal solution for producing well shaped and dense bales.



Lower main bale chamber with twin support rollers.

Perfect bale formation

Production of consistent, high density bales in both wet and dry material is assured. Two rollers in the lower section of the main bale chamber spread the load, reducing stress and increasing working lifetime.



Adaptable bale density

For ultimate flexibility and ease of operation bale density is hydraulically controlled and continuously monitored electronically. Density level can be precisely tailored from the comfort of the tractor cab according to prevailing crop conditions.



Electronic bale density control.



#PowerBind

Great looking bales – time after time

With a Kubota BF baler you're sure to leave a field of great looking bales. PowerBind net and film-on-film system ensure neat and tightly wrapped bales.

Fast acting net cycle

BF3500 is equipped with the patented front mounted PowerBind net system. PowerBind eliminates troublesome feed rollers and has market leading cycle time, this result in short stop time for a really high output.

Minimum time stationary – maximum time baling

The net is continuously retained in the PowerBind injection arm. When the bale is 90% complete the arm moves forward ready for the net injection. When the bale is 100% complete, the net is fed directly onto the bale in a flat angle keeping the net tight at all times, providing accurate and extremely reliable net injection. PowerBind gives you the confidence of doing a professional job, without any influence from wind or crop build-up.

Low net loading height

PowerBind offers very low loading height for maximum convenience and time saving. To replace the empty roll just swing out the shaft and slide in a new roll.





Did you know?

Did you know that our parts are manufactured to the same high standards and strict specifications as the Kubota machines? Genuine parts will always work and fit as intended, and are guaranteed to keep your machine running at maximum performance.



The PowerBind net wrap system spreads the net past the edge of the bale.



Easy access for storage of spare net rolls for long working days.



Very low loading height and easy threading of the system make for minimum downtime and maximum time baling.



Easy-to-use control systems: setting and control in comfort

Take long working days in your stride with BF3500's easy-to-use control system. Clear colour screen displays and simple graphics show baling information at a glance. All important settings are made from the comfort of the tractor seat, allowing on the move adjustment and a comfortable working environment.



Focus 3 terminal.

Focus 3

BF3500 is equipped as standard with the Focus 3 terminal designed for easy operation with the following functions controlled from the terminal:

- Bale density adjustment
- Net quantity adjustment
- Tying information during binding cycle
- Selection of manual or automatic binding
- Five daily bale counters & total bale counter
- Selection of knives, drop floor or pick-up raise/lower function

Always Connected

Kubota Sync ensures seamless connectivity to online services, with smooth data transfer to IsoMatch FarmCentre and Kubota ServiceCentre. Machine tracking, performance reporting, remote service, and enhanced safety are just a few of the benefits that Kubota Sync delivers.





IsoMatch Tellus GO+* – Compact ISOBUS terminal

IsoMatch Tellus GO+ is a full ISOBUS terminal. The compact design makes it easy to integrate in the tractor cab. Tellus GO+ is equipped with a 7-inch full colour touch screen with hard keys combined with a rotary switch for direct access to main functions.

ISOBUS (option)

All models can be optionally specified with full ISOBUS compatibility for direct connection to an ISOBUS tractor, enabling the baler to work through the tractor terminal. In addition to direct connection to the tractor, ISO specified machines can also be supplied with either Tellus GO+ or IsoMatch Tellus Pro touch screen terminals.

IsoMatch Tellus Pro terminal*

The IsoMatch Tellus Pro is a virtual terminal combining two Interface screens in one terminal. The 12" touch screen offers ergonomic use and is designed for clear viewing during long days of operation.

With an ever increasing number of functionalities, such as rear view cameras, the Tellus Pro terminal allows the baler interface to be viewed in the top screen, with a camera display to monitor finished bales active in lower part.

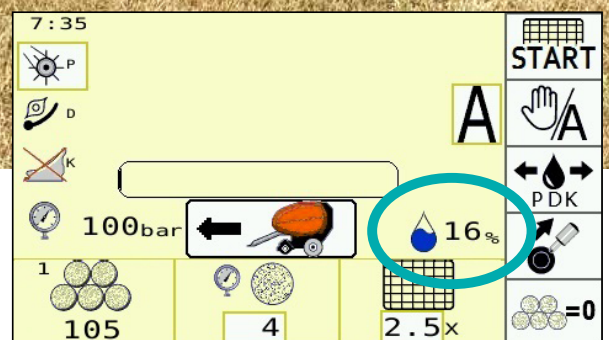
(*) These fully ISO terminals can be fitted on BF3500, provided the baler is factory ordered with Isobus compatibility option.





Moisture measurement

For added operating convenience the TechnoPack gives continuous real time readout of crop moisture level during baling*. During the binding cycle the average moisture content for the completed bale is displayed.





TechnoPack*: get to know more about your bale

***Optional**

Techno-Pack has been developed to offer professional farmers and contractors the optimal solution in terms of crop harvesting management.

TechnoPack

The moisture level of crop entering the bale chamber during the baling process is continuously measured and displayed on the baler terminal.

Sensor plates are mounted in the lower part of the bale chamber, from which the system calculates the percentage of moisture inside the bale.

The system is able to detect moisture levels up to 50% allowing the driver to decide at any time if crops such as hay or straw are fit to bale - your assurance of always preserving the best possible forage quality.

Bale ramp sensor

Also included in the TechnoPack is a bale ramp sensor which gives a signal when the discharged bale is clear of the bale ramp.



Moisture sensors located inside bale chamber.

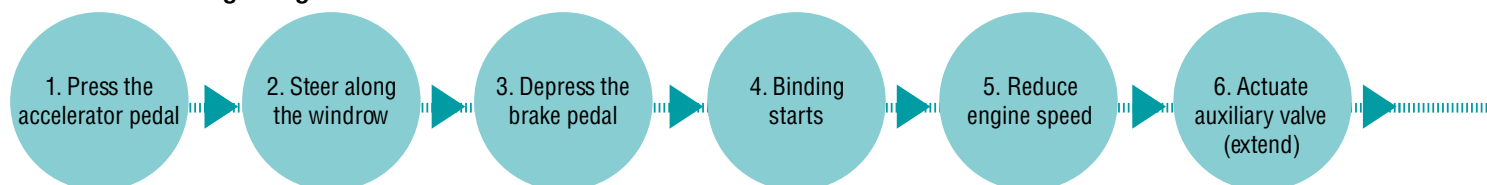


TIM Baler*: The implement controls the tractor

*Optional




Fewer actions during baling



Process sequence for standard operation: 10 steps per bale



TIM 1.3 process sequence with driving speed set by the TIM server:
2 steps per bale



Baling has never been easier and more comfortable.

TIM (Tractor Implement Management)

TIM is a cross-product and cross manufacturer ISOBUS solution for the agricultural machinery industry whereby the implement is able to control certain tractor functions.

Baling is one of the jobs that requires the greatest number of actions from the operator. A BF3500 Series round baler specified with TIM option handles most of these tasks itself. As a result, it not only provides a significant gain in comfort and efficiency, but also ensures consistently high bale quality.

Key advantages in baling

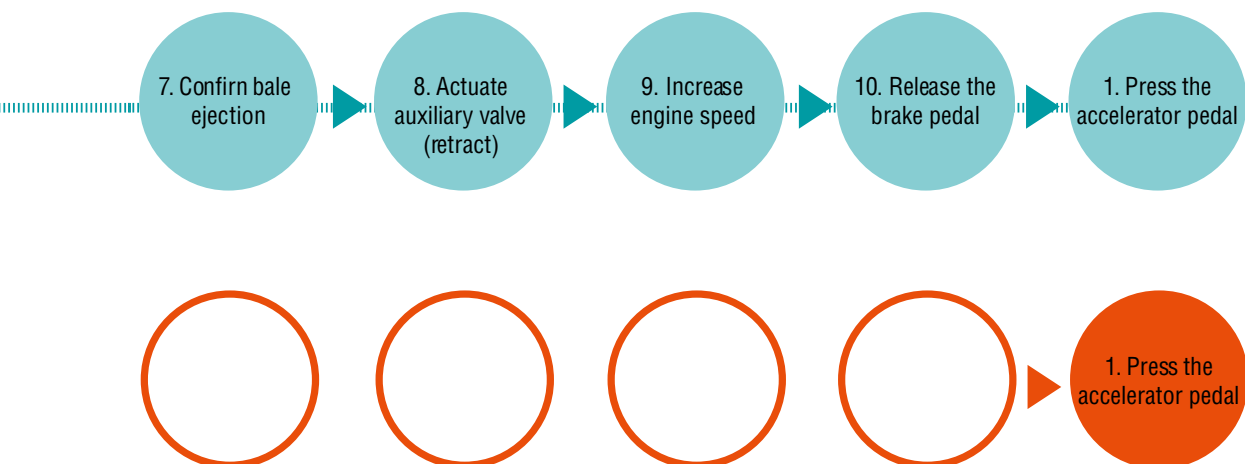
The TIM system really comes into its own in baling operations where the working windows are often narrow due to weather conditions. The work is completed more quickly and with a higher bale quality.

Contractors and large farms in particular benefit from the user-friendliness of the TIM technology, which can be quickly mastered by different operators. The cost aspect is another factor to bear in mind. Highly efficient use of a TIM equipped baler results in lower costs for parts that wear out, fuel, tyres and so on.

Enormous savings in work steps

If the operator is inexperienced or tired, the bale quality and output suffer. With the help of TIM technology, the baler can perform a number of actions for the driver, meaning a significant increase in comfort. For every 100 bales, TIM can save up to 800 operations.

Because the baler opens the tailgate as soon as the bale is tied, this also increases efficiency, especially when the operator is tired. If the system detects a completed bale is ready to be released on a slope the driver is alerted and automatic bale release is paused. The operator can override the automatic process at any time during baling.





#BF3500 FlexiWrap



One-man baling and wrapping combination

New Kubota BF3500 FlexiWrap combine high density baling, fast, accurate bale transfer and a high speed twin satellite wrapper. It is the ideal solution for one-man operation. Designed for working in demanding conditions, the unique bale transfer solution provides trouble-free operation even on steep slopes.



Twin satellite wrapper with 2 pre-stretchers and 4 endless belts for fast and stable wrapping.



Strong and durable chassis design

FlexiWrap series models feature a strong wrap around chassis which has been optimised to minimise crop build-up. Durable tandem axles provide maximum stability on both road and field. Larger standard equipment 560/45R22.5 Vredestein flotation tyres provide a lighter footprint for reduced field compaction in wet conditions.

Did you know?

Did you know that Kubota is not only one of the top-50 most recognised brands in Japan, but also one of the largest tractor manufacturers in the world? In 2014 alone, Kubota produced more than 180,000 tractors.



Simple manual operation from new remote control panel.



Bale turner option. During transport the kit is automatically pivoted into a safe position on the wrapping unit.



Twin satellite wrapper with 2 pre-stretchers and 4 endless belts for fast and stable wrapping.



#BF3500 FlexiWrap



Integrated baler wrapper combination

BF3500 FlexiWrap models provide a truly versatile baling and wrapping solution. With the ability to handle multiple crop types, a Kubota FlexiWrap gives you the opportunity to take on every baling task.



Handle everything from the comfort of the tractor seat

Fully automatic control of baling and wrapping from the Tellus Pro terminal. FlexiWrap models are fully ISOBUS compatible, enabling direct connection to any ISOBUS tractor. On completion of bale formation, the wrapper triggers the tailgate opening, bale transfer commences and the wrapping cycle starts. The complete machine functions fully automatically. Baler and wrapper status are continuously displayed on separate areas of the large Tellus Pro touch screen for maximum operator convenience.



Full ISOBUS compatibility as standard.



Once the net is applied to the bale the wrapping table is transferred to the tailgate of the baler.



The bale is dropped directly onto the wrapping table.



As soon as the bale is transferred away from the baler, the tailgate automatically closes, and the baling of the next bale can start.



The wrapping table moves very fast to the pre-stretchers and wrapping starts instantly.

Fast and accurate bale transfer

Once the net is applied to the bale the wrapping table moves towards the tailgate, ready to receive the finished bale. When the tailgate opens the bale is dropped directly onto the table (no interfering steps from baler to wrapping table). This provides secure bale transfer with no risk of the bale rolling off the table, even when working in hilly conditions. Once the bale is on the wrapping table it is transferred quickly to the satellite wrapper and wrapping starts instantly.

High speed wrapping

The wrapping table with 4 endless belts rotates the bale evenly during wrapping with no risk of film damage. The twin pre-stretchers ensure high speed wrapping, so the wrapping process will finish before the new bale is ready. The pre-stretchers are positioned close to the bale, to limit the amount of air trapped under the film during wrapping.

The wrapped bale can be unloaded automatically or manually anytime during formation of the next bale. Manual drop allows the driver to drop the bale in the most convenient place, for example dropped in line for easy pick-up. The low mounted wrapping table gently unloads the bale. In addition the FlexiWrap can be fitted with a bale turner. The bale is tipped off gently on its end, where the highest number of film layers are applied.



Kubota Farm Solutions

360° performance for 100% success

We understand that you need more than a powerful tractor to succeed: namely, an integrated system of products and services to increase your competitiveness and preparation for the future. With Kubota Farm Solutions, we have brought together our solutions in a system – and targeted our proposition to you. From intelligent technology to individual services, the Kubota Farm Solutions advantages complement each other, forming a circle that ends where it begins: with our commitment to support you a little better every time, now and in the future.



Technical data

Model		BF3500 PF	BF3500 CF15
Machine dimensions & weight			
Length	mm (ft)	4150 (163.4)	4150 (163.4)
Width	mm (ft)	2750 (108.27)	2750 (108.27)
Height	mm (ft)	2300 (90.55)	2300 (90.55)
Weight	Kg (lb)	3350 (7486)	3600 (7936)
Bale dimension			
Ch. technology		18 rollers	18 rollers
Diameter min. / max.	m (ft)	- / 1.25 (4)	- / 1.25 (4)
Width	m (ft)	1.23 (4)	1.23 (4)
Tear drop plate		o	o
Pick-up			
Working width	m (ft)	2.30 (7.54)	2.30 (7.54)
Tine to tine width	m (ft)	1.98 (6.50)	1.98 (6.50)
Tine rows	(nb)	5	5
Tines per row	(nb)	34	34
Tine spacing	mm (in)	60 (2.4)	60 (2.4)
Roller crop press		●	●
Cam clutch protection		●	●
2 Pneumatic gauge wheels		●	●
Intake			
PowerFeed rotor		●	-
ChopFeed 15 knives		-	●
Single knife protection		-	●
Parallelogram DropFloor		●	●
Driveline			
Integrated one piece gearbox		●	●
Main drive protection		Cam clutch	Cam clutch
Main drive chains		HBC 1 ¼"	HBC 1 ¼"
Automatic chain lubrication system		●	●
Centralized greasing system		●	●
Automatic greasing system		o	o
PowerBind binding systems			
Net (storage)		1 + 2 rolls	1 + 2 rolls
Electronic & controls			
Non Isobus controls		Focus III terminal	Focus III terminal
Isobus compatibility		o	o
IsoMatch terminals (only with Isobus option)		o Tellus GO+ / o Tellus Pro	o Tellus GO+ / o Tellus Pro
TechnoPack bale eject. & humidity indicators		o	o
TIM compatibility		o	o
Wheels and Axles			
15.0/55-17		●	●
19.0/45-17		o	o
500/50-17		o	o
550/45-22.5		o	o
Hydraulic brakes		o	o
Air brakes		o	o
Others			
Linkage position		Adjustable drawbar (low / high)	Adjustable drawbar (low / high)
PTO	(rpm)	540	540
Bale ramp		o	o
Hydraulic outlets		1 SA 1 DA	1 SA 1 DA
Recommended tractor power	kw (hp)	52 (70)	65 (85)

- not available o option ● standard

Model		BF3500 CF15 FlexiWrap	
Machine dimensions & weight			
Length	mm (ft)	7400 (291.34)	
Width	mm (ft)	2990 (117.72)	
Height	mm (ft)	3000 (118.11)	
Weight	Kg (lb)	6700 (14771)	
Bale dimension			
Ch. technology		18 rollers	
Diameter min. / max.	m (ft)	- / 1.25 (- / 4)	
Width	m (ft)	1.23 (4)	
Pick-up			
Working width	m (ft)	2.30 (7.54)	
Tine to tine width	m (ft)	1.98 (6.50)	
Tine rows	(nb)	5	
Tines per row	(nb)	34	
Tine spacing	mm (in)	60 (2.4)	
Roller crop press		●	
Cam clutch protection		●	
2 Pneumatic gauge wheels		●	
Intake			
ChopFeed 15 knives		●	
Single knife protection		●	
Parallelogram DropFloor		●	
Driveline			
Integrated one piece gearbox		●	
Main drive protection		Cam clutch	
Main drive chains		HBC 1 ¼"	
Automatic chain lubrication system		●	
Centralized greasing system		●	
Automatic greasing system		o	
PowerBind binding systems			
Net (storage)		1 roll	
Wrapping unit			
Bale transfer mechanism		Transfer table	
Support rollers / belts	(nb)	2 / 4	
Film pre-stretcher		2	
Film roll magazine		10	
Bale turner kit		o	
Electronic & controls			
Isobus compatibility		●	
IsoMatch terminals (only with Isobus option)		o Tellus GO+ / o Tellus Pro	
Camera(s)		o	
Wheels and Axles			
560/45-22.5		●	
710/35-22.5		o	
Air brakes		●	
Others			
Linkage position		Adjustable drawbar (low / high)	
PTO	(rpm)	540	
Hydraulic outlets		1 SA Load Sensing	
Recommended tractor power	kw (hp)	105 (140)	
- not available o option ● standard			

- not available o option ● standard

The company reserves the right to change the above specifications without notice. This brochure is for descriptive purpose only. Some of the items pictured in this brochure are optional and not standard equipment. Please consult your local Kubota dealer for warranty, safety or product information. For your safety, Kubota strongly recommend the use of a seat belt in all applications.

©2024 Kverneland Group Ravenna Srl

